


# **NUDO<sup>®</sup>**

**YOUR VISION IS OUR MISSION™**



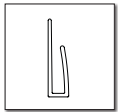
## **Accessories**

---

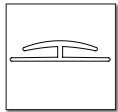
**ALUMINUM & VINYL TRIM • FASTENERS • ADHESIVES & SEALANTS**

# Vinyl Trim

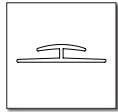
Available in 8', 10' and 12' Lengths. Class A Fire-Rated. USDA Accepted.



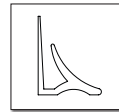
**V-1**  
Cap for .090" Panel  
(.5" / .9" Legs)



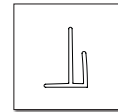
**V-3**  
Division Bar for .090" Panel  
(.88" Face)



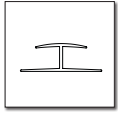
**V-3WF**  
Division Bar for .090" & .120" Panel (wide flange)  
.75" Face



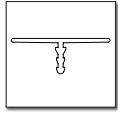
**V-5**  
Inside Corner & Cover for .090" Panel (.63" Cove/.70" Leg)



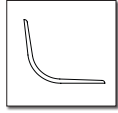
**V-7**  
Outside Corner for .090" Panel  
(.5" Legs)



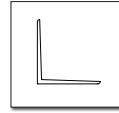
**V-9**  
Division Bar for 3/8" Panel  
(1" Face)



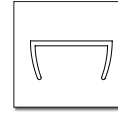
**V-11**  
"T" Bar  
(1.25" Face/.375" Leg)



**V-13**  
Inside Corner Angle 1 1/4" x 1 1/4"



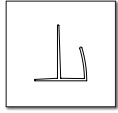
**V-15**  
Outside Corner Angle 1 1/4" x 1 1/4"



**V-17**  
Cap for 5/8" Panel (.4" Legs)



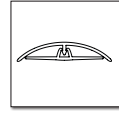
**V-21**  
Inside Corner for 3/8" or 1/2" Panel  
(1.12" Cove)



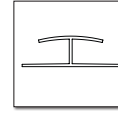
**V-23**  
Outside Corner for 3/8" Panel (.75" Legs)



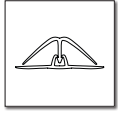
**V-25**  
Batten Strip (1.5" Face)



**V-29**  
Two-Piece Division Bar Face Mounting (1.6" Face) and Cove



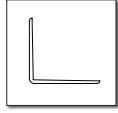
**V-31**  
Division Bar for 1/4" Panel  
(.88" Face)



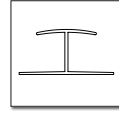
**V-33**  
2-Piece Inside Corner & Cove (1.25" Cove)  
(1.9" Face) (.625" Legs)




**V-35**  
Inside Corner Angle 2" x 2"



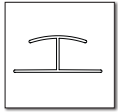
**V-37**  
Outside Corner Angle 2" x 2"



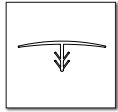
**V-39**  
Division Bar for 5/8" Panel  
(1.12" Face)



**V-41**  
Cap for 1/2" Panel (.5" / .9" Legs)



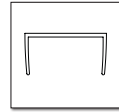
**V-43**  
Division Bar for 1/2" Panel  
(1.12" Face)



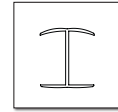
**V-45**  
"T" Bar Dual Durometer  
(2" Face/.625" Legs)



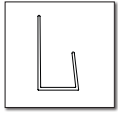
**V-47**  
Two-Piece Division Bar for .090" Panel  
(1.6" Face)



**V-49**  
Cap for 2" Foam Panel  
(1" Legs)



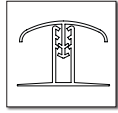
**V-51**  
Divider for 2" Foam Panel  
(2" Face)



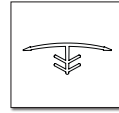
**V-53**  
Cap for 5/8" Panel (.75"/1.3" Legs)



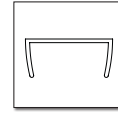
**V-55**  
2-Piece Division Bar (1.38" Face)  
(3/8", 1/2" or 5/8" Panels)




**V-57**  
2-Piece Division Bar (1.38" Face) (3/4", 7/8" or 1" Panels)



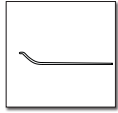
**V-59**  
"T" Bar Dual Durometer  
(1"/.375" Leg)



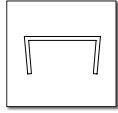
**V-61**  
Cap for .1" Panel (.5" Legs)



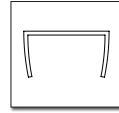
**V-63**  
Cap for 1/4" Panel (.44"/.75" Legs)



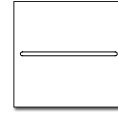
**V-65**  
Base Cover 3"



**V-67**  
Cap for 3/4" panel (.375" Legs)



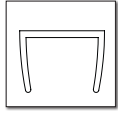
**V-71**  
Cap for 1 1/2" Panel (1" Legs)



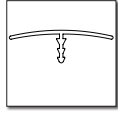
**V-103**  
Slot Wall Insert (1.25" Face)



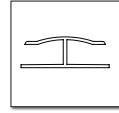
**V-109**  
Cap for 1" Panel (1" Legs)



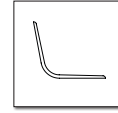
**V-115**  
Cap for 1/2" Panel (.42" Legs)




**V-117**  
"T" Bar (1.5" Face/.375" Leg)



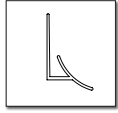
**V-119**  
1/4" Division Bar for Foam Panels



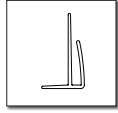
**V-121**  
Inside Corner Angle 1 1/2" x 1 1/2"



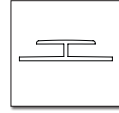
**V-123**  
Outside Corner Angle 1 1/2" x 1 1/2"



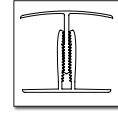
**V-125**  
Large ISC for .090" to .125"  
(.75" Cove/1" Leg)



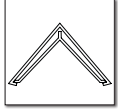
**V-127**  
Large OSC for .090" to .125"  
(.625" Legs)



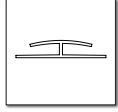
**V-129**  
Division Bar for 1" Panel



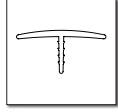
**V-133**  
2-Piece Division Bar for 1.5" to 2"  
(2.06" Face)



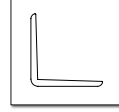
**V-135**  
Two-Piece Outside Corner (1.1" Angles)



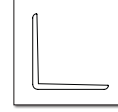
**V-137**  
Division Bar for (.136" to .170" Panels) (1" Face)



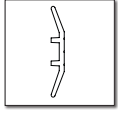
**V-139**  
"T" Bar (2" Face/.840" Leg)



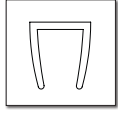
**V-149**  
Outside Corner Angle 1/2" x 1/2"



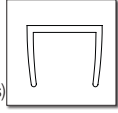
**V-151**  
Outside Corner Angle 3/4" x 3/4"



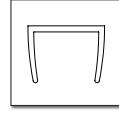
**V-153**  
Batten Strip (1 1/2" Face)



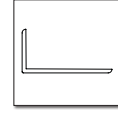
**V-161**  
Cap for .200" AlumaCorr Panel  
(.350" Face/.42" Legs)



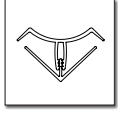
**V-163**  
Cap for 0.320" AlumaCorr Panel  
(0.465" Face/0.42" Legs)



**V-165**  
Cap for .400" AlumaCorr Panel



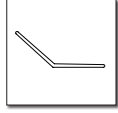
**V-167**  
Outside Corner Angle 2" x 4"



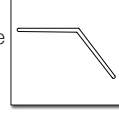
**V-169**  
Two-Piece Corner & Cove (Face Mount)



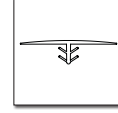
**V-171**  
Inside/Outside Corner for 0.090"



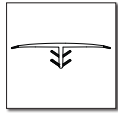
**V-177**  
Inside Corner Angle (135°)  
1 1/2" x 1 1/2"



**V-179**  
Outside Corner Angle (135°)  
1 1/2" x 1 1/2"



**V-187**  
"T" Bar Dual Durometer (1.75" Face/0.375" Leg)  
Available in White (50) Only



**V-193**  
"T" Bar Dual Durometer (2.225" Face/0.375" Leg)  
Available in White (50) Only

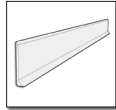
## Vinyl Trim Colors

White (50)	Black (806)	Pearl Gray (750)	Dark Gray (720)	Silver (260)	Blue (525)	Almond (675)	Bordeaux (139)
Khaki (203)	Brown (772)	Beige (293)	Red (132)	Pineapple (322)	White (148)	Ivory (611)	

# PVC Hygienic Base Cove



**PV8F-W**  
Hygienic Base  
Cove (3.15" x  
78.74")



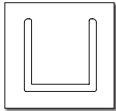
**PV15F-W**  
Hygienic Base  
Cove (5.91" x  
78.74")

## Available Color

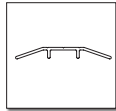
White

# Aluminum Trim

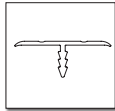
Available in 8' and 10' lengths. Exterior and interior use.



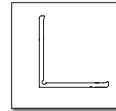
**A-4**  
Cap for 1/2"  
Panel



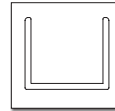
**A-14**  
Batten Strip



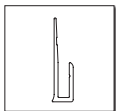
**A-16**  
"T" Bar Pre-  
Punched



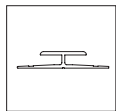
**A-20**  
Adjustable  
Outside Corner  
Angle 1" Legs



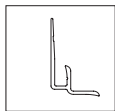
**A-26**  
Cap for 5/8"  
Panel



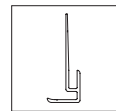
**A-28**  
Cap for .090"  
Panel



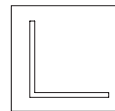
**A-30**  
Division Bar for  
.090" Panel



**A-32**  
Inside Corner and  
Cove for .090"  
Panel



**A-34**  
Outside Corner  
for .090" Panel



**A-40**  
Corner Angle 2"  
Legs

## Available Colors

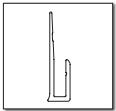
White

Anodized\*

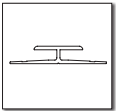
\*Only available for A-28, A-30, A-32, A-34

# Aluminum Trim for Allure and Elements .150" Panels

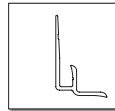
Available in 10' length.



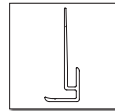
**AP-28**  
Cap for .150"  
Panel



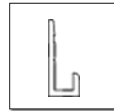
**AP-30**  
Division Bar for  
.150" Panel



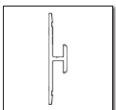
**AP-32**  
Inside Corner  
and Cove for  
.150" Panel



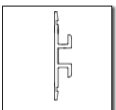
**AP-34**  
Outside Corner  
for .150" Panel



**AP-100**  
Slim-Cap Trim for  
.150" Panel



**AP-101**  
Slim-Division  
Bar Trim for  
.150" Panel




**AP-103**  
Reveal for .150"  
Panel

## Available Color

Anodized


# Aluminum Trim for NUDO CeramicSteel .250" Panels




**ACS-100-10-OC**  
Outside Corner




**ACS-101-10-IC**  
Inside Corner



**ACS-102-10-DB**  
Divider



**ACS-103-10-EC**  
End Cap



**ACS-104-10-RV**  
Reveal

## Available Color

Anodized

# Adhesives & Silicone Sealant

Latex • Co-Polymer • Solvent Based



For more product details, please visit  
[www.Nudo.com](http://www.Nudo.com)

## Adhesive Sizes

Spray-Lock FRP Adhesive	22 oz. aerosol can
Latex	4-Gallon
Co-Polymer	3.5-Gallon
Polyurethane	10.3 oz. tube

## Super Silicone Sizes

FasTech RTV 100-White	10.3 oz. tube
FasTech RTV 100-Clear	10.3 oz. tube
ASI 502 - White/Clear	10.2 oz. cartridge

## Polymer Adhesives & Sealants

HygiSeal	600 mL cartridge
Hard Fix Glue	600 mL cartridge

## Trowel Size

V-Notch 3/16" x 1/4" x 1/2"

# Fasteners

High Impact Thermoplastic Drive Rivets are a must for easy installation of panels and fixtures on all types of walls and ceilings.

Nylon Rivets available in 3/4", 1", 1 1/4", 1 1/2", 2" and 3" sizes



Countersunk Head Rivet & Pin available in 3/4" and 1" sizes



One Piece Rivets available in 1" and 1 5/8" sizes



For product details on all available fasteners, please visit [www.Nudo.com](http://www.Nudo.com)



Scan to learn about all  
of Nudo's Accessories

# NUDO®

A VERZATEC COMPANY

1500 Taylor Avenue  
Springfield, IL 62703  
[www.Nudo.com](http://www.Nudo.com)

Ph: 800.826.4132  
Fax: 217.528.8722

Visit [www.Nudo.com](http://www.Nudo.com) or  
contact our local dealer for details.