


# **NUDO**<sup>®</sup>

Laminated Panels With A Purpose



## **NUPOLY IMPACT<sup>™</sup>**

### **CHEMICAL, MOISTURE & MOLD RESISTANT FLOORING**

NuPoly Impact floor paneling successfully meets today's demands while responding to industry challenges of the future. NuPoly Impact combines innovative engineering with cost efficiency, to provide you with a product superior to traditional flooring panel materials.

Nudo features a truly integrated design/build approach. With our in-house sheet extrusion, laminating and panel machining, Nudo is able to offer a completely integrated panel construction from a single source.

# PERFORMANCE TEST RESULTS

ASTM D257 – Resistance Results	Average
Surface Resistance $R_s$	$4.060 \times 10^8 \Omega$
Surface Resistivity $P_s$	$2.130 \times 10^{10} \Omega$
Volume Resistance $R_v$	$3.095 \times 10^{12} \Omega$
Volume Resistivity $P_v$	$2.770 \times 10^{14} \Omega\text{-cm}$
Insulation Resistance $R_i$	$5.030 \times 10^8 \Omega\text{-cm}$


ASTM C1028 Coefficient of Friction Results		
Condition	Dry	Wet
Average	0.67	0.50

ASTM 4060 Abrasion Results	
Weight	Number of Cycles to Wear Point Average
500g	1191
1000g	583

ASTM 523 Gloss Results	
Geometry	Average Gloss Units
20°	0.0
60°	1.4
85°	0.1



# SURFACE SELECTION



NuPoly Impact proprietary High Density Polyethylene (HDPE) is laminated to the surface of the panels, providing chemical, moisture and fungus resistance that is easy to clean. NuPoly Impact is available in smooth or textured finishes in various thicknesses (.030", .050"\*, .100"\*) and colors. NuPoly has excellent wearing capabilities for floors or decking and provides a low-skid surface.


\* Minimums or a set up fee will apply

## Physical and Engineering Properties of Proprietary HDPE (High Density Polyethylene)

ASTM TEST		VALUE/UNIT
Hardness, Rockwell R	D-785	40-80
Flame spread	E-84	97.8 - Class 3/C
Smoke density	E-84	350 - Class 3/C
Ignition temperature	D-1929	645 °F
Oxygen index	D-2863	17.4
Abrasion resistance	D-1044	1-5mg/1000
IZOD impact	D-256	7.0 ft-lbs/in
Flexural stiffness	D-747	132,000 psi
Torsional stiffness	D-1043	140,000 psi
1 % Secant modulus	D-638	135,700 psi
Elongation	D-638	960%
Tensile strength	D-638	4450 psi
Melt index	D-1238	0.26g/10 min
Density	D-1505	0.957 min 9/cc
Low temp. Brittleness	D-746	L-76 °C



## Finish Options



Smooth




Cracked Ice




Moroccan



Haircell



Quadriple



# PANEL CONFIGURATION

The NuPoly Impact panels reduce abrasion and shear forces that are directly applied onto flooring surfaces by providing superior wearing characteristics. Nudo's integrated design/build approach provides you a single source solution to help meet performance requirements.

## NuPoly Impact Standard Product Options

Nudo NuPoly Impact™ factory laminated HDPE panel colors come in all finishes: Quadriple [QE], Moroccan [ME], Cracked Ice [E], Smooth [SE] or Haircell [HC] and shall be uniform as specified [Table 1].

Table 1

Part Number Identifier	Finishes	Nominal BPLite™ Thickness	Substrate Thickness /Description	Size	Color
[QE, ME,E,SE] [3,5,10] P375	Quadriple* [QE] Moroccan* [ME] Cracked Ice* [E] Smooth* [SE]	.030"*** .050"*** .100"***	3/8" Fir Exterior Plywood	4 x 8,10,12	Black Gray  [Custom colors available with minimum order]
[QE, ME,E,SE] [3,5,10] P500			1/2" Fir Exterior plywood		
[QE, ME,E,SE] [3,5,10] P750			3/4" Fir Exterior plywood		
[QE, ME,E,SE] [3,5,10] P1000			1" Fir Exterior plywood		

\* NuPoly Impact ESD - Electrostatic dissipative extruded additive available

\*\* Quadriple is not available in .030"

\*\*\* Minimums or a set up fee will apply

## Recommended Proprietary HDPE thickness for specifications required (Wheel Loads)

0.030" - Pedestrian traffic

0.050" - Light cart traffic to 200# per wheel\*

0.100" - Heavy cart and pallet jacks to 1000# per wheel

\*\* Thicker laminates available for heavier application

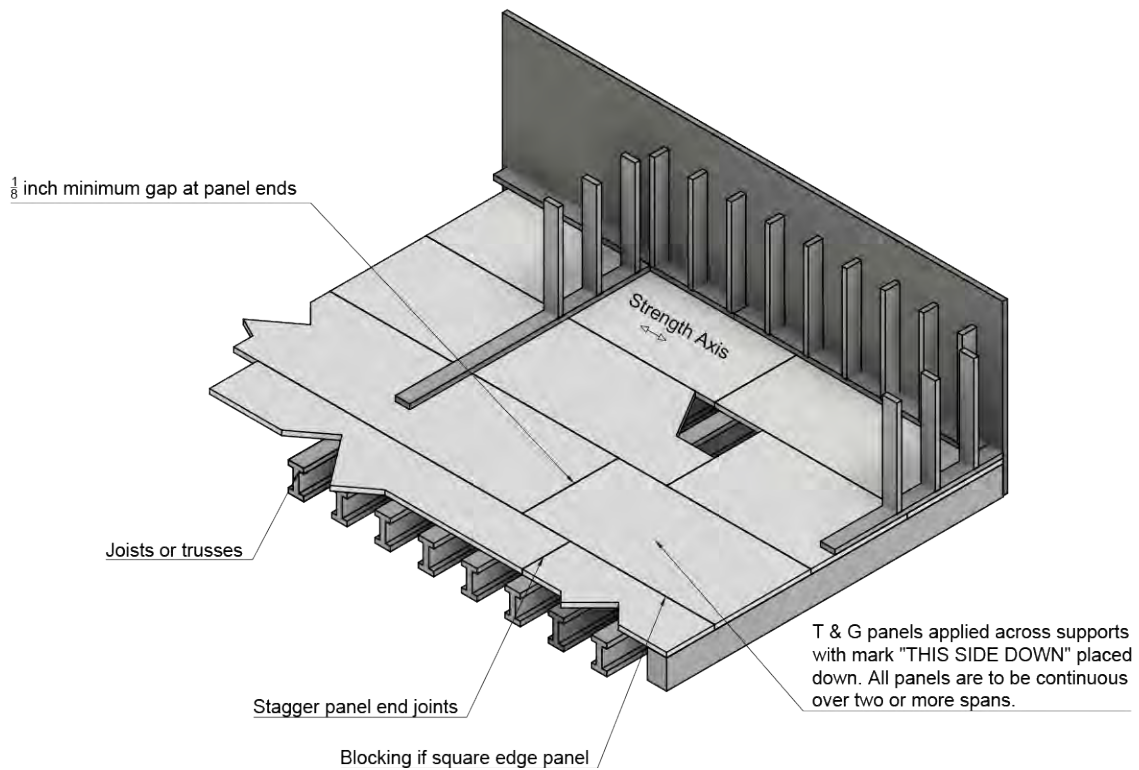
\* Based upon a 1.785" (wide) x 7" (diameter) hard plastic wheel - footprint = 0.57 square inch

\*\* Based upon a 3.5" (wide) x 2.75" (diameter) steel pallet jack roller - footprint = 0.64 square inch

\*\*\* NuPoly Impact ESD provides superior protection for sensitive electronic devices when properly installed using grounding screws.

Note: Actual weight per wheel loading must be adjusted to compensate for the actual footprint of the wheels to be used.

# PANEL TOLERANCES



SHEATHING SPAN SUBFLOOR: SHEATHING AND STRUCTURAL I		
SUPPORT SPACING (inches)	SPAN RATING	NOMINAL PANEL THICKNESS (inches)
16 <sup>1</sup>	24/16	7/16, 15/32, 1/2
	32/16	15/32, 1/2, 19/32, 5/8
19.2, 20	40/20	19/32, 5/8, 23/32, 3/4
24	40/20 <sup>2</sup>	
		48/24

SPAN RATING	NOMINAL PANEL THICKNESS (inches)	MAXIMUM SPAN (inches)	ALLOWABLE LIVE LOAD <sup>2</sup> (psf)			
		WITH EDGE SUPPORT <sup>1</sup>	SPACING OF SUPPORTS CENTER -TO-CENTER (inches)			
16oc	19/32, 5/8	164	185	100		
20oc	19/32, 5/8, 3/4	20 <sup>4,5</sup>	270	150	100	
24oc	23/32, 3/4	24	240	160	100	100

1. Is permitted to be 24 inches on center for panels with span rating of 32/16 or 16oc where 3/4 - inches wood strip flooring is installed perpendicular to the supports.
2. Acceptable where 3/4 - inch wood strip flooring is installed perpendicular to supports or where 1-1/2 inches of cellular or lightweight concrete is applied over the panels.


# YOUR VISION IS OUR MISSION™

When we meet with clients for the first time, we tend to hear the same comments: “A need for cost- effective solutions, accurate information, quality products and on-time delivery.” For over 60 years, Nudo has partnered with customers to offer solutions to meet their vision in the building products, signage, transportation and architectural design industries.

We specialize in ceiling, wall, floor, exterior and sign panels, as well as a wide range of panel accessories. Our focus on responsiveness and consistency has earned us a leadership position in producing panel products with a variety of substrates.



Laminated Panels




PVC Moldings




HDPE Panels



Rivets & Fasteners




Sign Panels




FRP Panels




Interlocking Panels




Decorative Wall Panels



In-Fill Panels



Honeycomb Panels



Porcelain Wall Panels



Truck & Trailer Panels

**VISIT [WWW.NUDO.COM](http://WWW.NUDO.COM) TO LEARN MORE**

**NUDO®**  
A VERZATEC COMPANY

1500 Taylor Avenue  
Springfield, IL 62703  
[www.Nudo.com](http://www.Nudo.com)

Ph: 800.826.4132  
Fax: 217.528.8722

Visit [www.Nudo.com](http://www.Nudo.com) or  
contact our local dealer for details.